

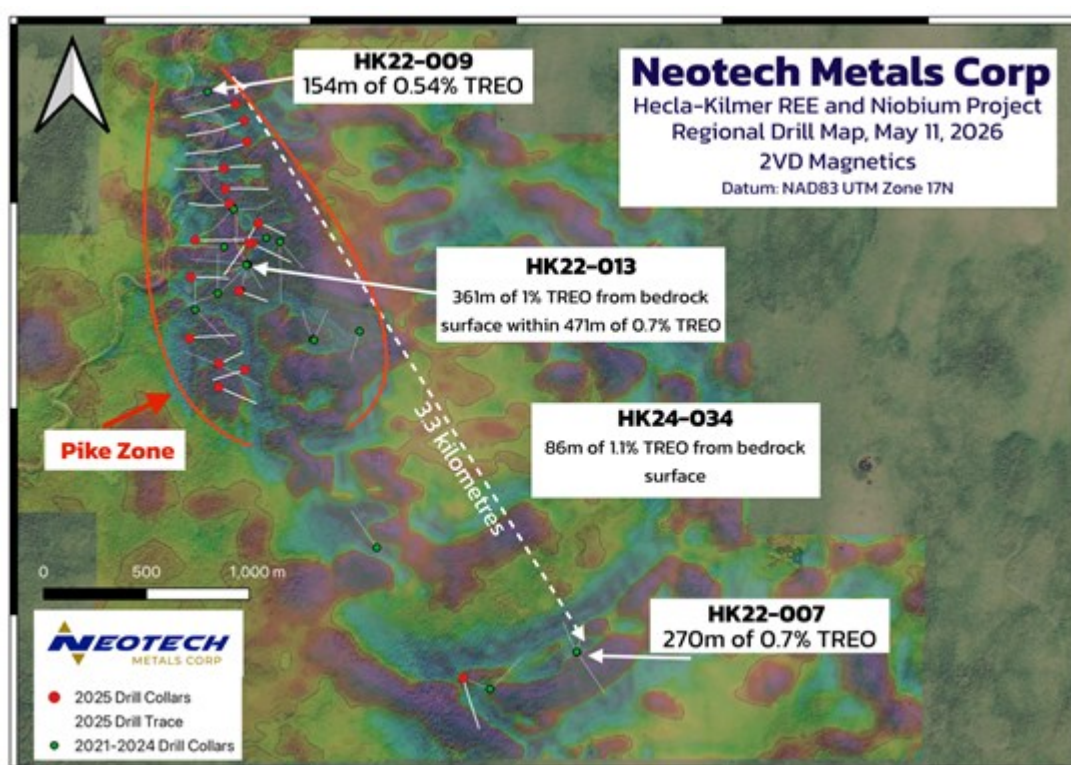
Neotech Metals Corp. Confirms 600-Metre Northern Extension of Pike Zone Mineralization at Hecla-Kilmer

Vancouver, British Columbia--(Newsfile Corp. - May 11, 2026) - Neotech Metals Corp. (CSE: NTMC) (OTCQB: NTMFF) (FSE: V690) ("**Neotech**" or "**the Company**") is pleased to report additional assay results from its 2025 10,000 metre drilling and sampling campaign at its 100% wholly-owned Hecla-Kilmer Rare Earth project in Ontario, Canada. The program targeted 8,000 meters of definition, extension, and exploration style targets which are to be incorporated into the Company's Maiden Resource Estimate expected in 2026.

"These results continue to demonstrate the scale and continuity potential of the Hecla-Kilmer carbonatite system," said Reagan Glazier, CEO and Director. "We are particularly encouraged by the increasing grades observed toward the north, with mineralization remaining open along strike and at depth. The 2025 resource-definition drill campaign is now connecting mineralization from the southern extent of the Pike Zone to the north over a strike length approaching 1,600 metres."

Hole	From (m)	To (m)	Interval (m)	TREO* (%)	P ₂ O ₅ (%)	Nb ₂ O ₅ (%)
HK24-042	24 (bedrock surface)	402 (EOH)	372	0.4	1.21	0.11
HK24-043 and and	98.5 187 316	164.4 254.9 345.6	65.9 67.9 29.6	0.51 0.45 0.8	1.5 1.7 2.4	0.1 0.08 0.08
HK25-50 and	38 (surface) 212	57 288	19 76	0.65 0.71	2.4 3.7	0.085 0.1
HK25-049 and and	43.9 (bedrock surface) 199 294.5	89 231 402 (EOH)	45.1 32 107.5	0.75 0.65 0.63	0.8 1.6 2.3	
HK25-047	44.5 (bedrock surface)	154	109.5	0.5	0.7	0.06

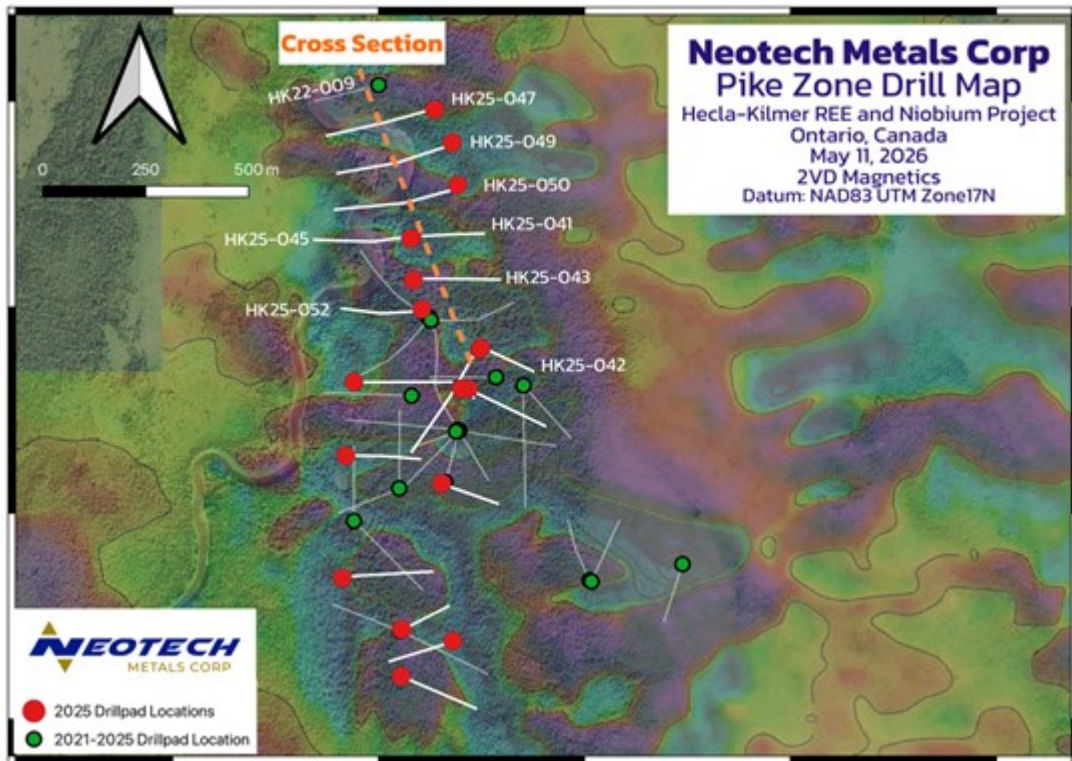
Table 1 showing Northern Pike Zone Drill Results.



Map 1 - Regional Drill Map of Hecla-Kilmer.

To view an enhanced version of this graphic, please visit:


https://images.newsfilecorp.com/files/9768/296801_bcba49a9c4470994_001full.jpg



Map 2 - Pike Zone Drill Map of Hecla-Kilmer.

To view an enhanced version of this graphic, please visit:

https://images.newsfilecorp.com/files/9768/296801_bcba49a9c4470994_002full.jpg



Cross Section showing North Pike Zone drill traces with TREO and Niobium Oxide assay results.

To view an enhanced version of this graphic, please visit:

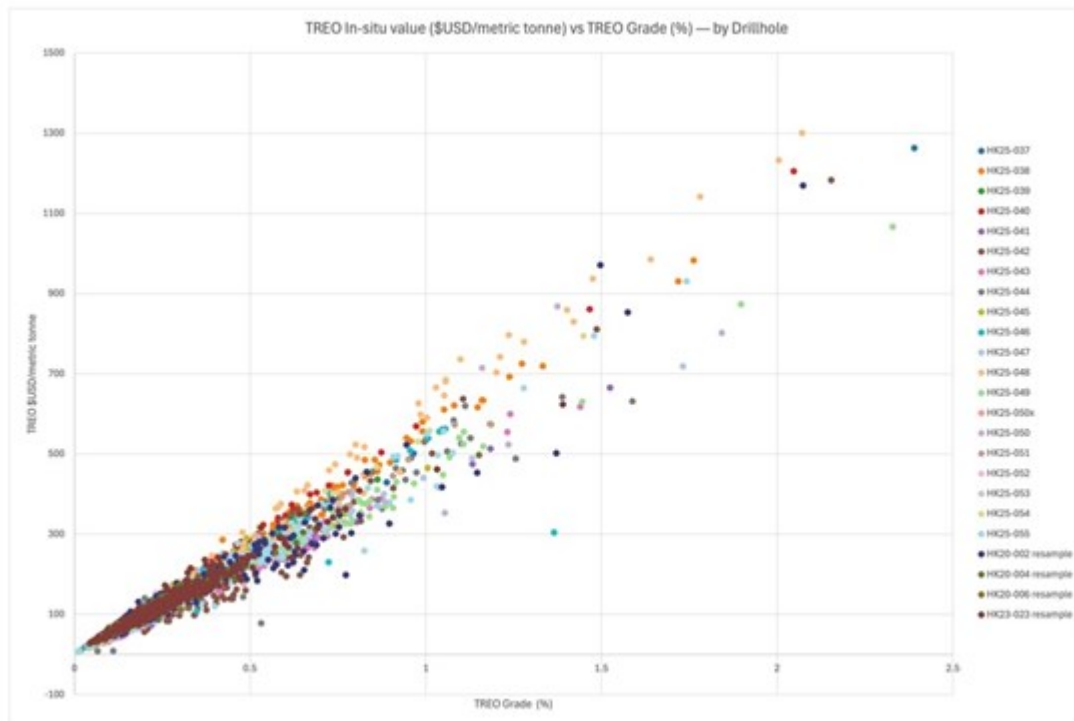
https://images.newsfilecorp.com/files/9768/296801_crosssection.jpg

Hole ID	Easting	Northing	Dip	Azimuth	Total Depth (m)
HK25-041	437581	5576167	-50	90	336
HK25-042	437744	5575897	-50	90	402
HK25-043	437584	5576065	-50	90	408
HK25-047	437636	5576479	-50	250	477
HK25-049	437678	5576399	-50	250	402
HK25-050	437692	5576296	-55	90	444

Table 2 showing hole locations, orientations, and total depths.

Rare Earth Pricing and TREO basket worth

The scatter plot shows all TREO results from the 2025 field campaign, excluding 13 results that exceeded 2.5% TREO, and their reflective in-situ value worth. This does not represent expected revenue, as certain items, including recoveries, have not yet been factored in. The pricing was calculated using data from metal.com (source: <https://www.metal.com/Rare-Earth-Oxides>) and represents the aggregate value of all rare earth elements reported in the assay results.



Scatter plot showing analysis of present-day rare-earth pricing and Hecla-Kilmer's in-situ values across the entirety of the 2025 field program. This calculation is provided for comparative context only and should not be interpreted as recoverable value, revenue, or economic value.

To view an enhanced version of this graphic, please visit:

https://images.newsfilecorp.com/files/9768/296801_scatterplot.jpg

Lanthanum Oxide	\$1.06	Holmium Oxide	\$71.72
Cerium Oxide	\$2.10	Ytterbium Oxide	\$13.56
Samarium Oxide	\$2.20	Lutetium Oxide	\$626.06
Europium Oxide	\$22.61	Praseodymium Oxide	\$136.00
Gadolinium Oxide	\$34.24	Neodymium Oxide	\$265.00
Erbium Oxide	\$52.34	Terbium Oxide	\$1,184.00
Yttrium Oxide	\$2.97	Dysprosium Oxide	\$319.00

Price chart of rare-earth oxide prices, all in \$USD/Kilogram

The in-situ value analysis presented above is provided for illustrative purposes only and is not intended to represent revenue, recoverable value, net smelter return, mineral resource value, economic value, or project economics. The calculation is based solely on reported assay values and spot rare earth oxide price assumptions as of the date referenced, before applying metallurgical recovery, mining dilution, processing losses, payability, separation costs, refining costs, transportation costs, royalties, taxes, capital costs, operating costs, or any other economic modifying factors. Rare earth oxide prices are volatile and may change materially over time. There can be no assurance that any rare earth elements reported by assay will be economically recoverable, payable, or saleable. The Company has not completed a mineral resource estimate, preliminary economic assessment, pre-feasibility study, or feasibility study for the Hecla-Kilmer project. The Company cautions that assay results, in-situ value estimates, and referenced rare earth oxide prices are based on assumptions and market conditions at the time of analysis and may not be indicative of future results, recoverability, project economics, or future commodity prices. No assurance can be given that the mineralization identified to date will be economically recoverable or that future rare earth oxide prices will support commercial development.

Methodology and Quality Assurance/Quality Control ("QA/QC")

Drillholes were drilled with either NQ or NTW core diameters at various inclined angles, and the reported assay intervals represent downhole core lengths. The true thickness of the mineralization currently unknown. The material produced from the diamond drillholes was sampled at two metre intervals with the core split in half, resulting in average sample sizes of 2-4 kg. Half of the core is sent to the analytical laboratory, and the other half is kept in storage as required by industry standards and by Ontario provincial regulations. The original core was logged, photographed, and sampled on location by Neotech personnel.

The bagged and catalogued samples were delivered to Activation Laboratories Ltd. ("**Actlabs**") in Timmins, Ontario, for initial preparation and final analysis. All sample preparation and analytical work referenced in this report were conducted by Actlabs, an independent geoanalytical laboratory accredited to ISO-IEC 17025:2017 and ISO 9001:2015 standards. In addition to Actlabs' internal QA/QC protocols, Neotech Metals incorporated its own control samples in each batch submitted for analysis.

Quality control samples, including blanks, duplicates, and standards (Certified Reference Materials) were inserted into the sample series at set intervals. For all analysis methods, the minimum number of QA/QC samples was **two** CRM standards per hole, **one** duplicate and/or **one** blank for every 10 samples taken, for a total of 10% QA/QC samples for the entire dataset. The procedures were implemented during the sample collection, preparation and analytical stages to ensure the robustness and reliability of the analytical results. QA/QC data was also verified by an independent third party to ensure the validity of the datasets.

All analytical results reported herein have passed internal QA/QC review and compilation. All assay results of drill core samples were provided by Actlabs, a certified laboratory, which performed their measure of the concentration of rare earth elements (REE) with the analytical method that uses lithium borate fusion prior to the second stage sodium peroxide fusion and Inductively Coupled Plasma Mass Spectrometry (ICP-MS). Major Element Oxides were done using the lithium borate analytical method and Inductively Coupled Plasma Optical Emission Spectroscopy (ICP-OES).

The QA/QC program has been designed in accordance with the *Canadian Institute of Mining, Metallurgy and Petroleum* (CIM) Exploration Best Practice Guidelines. The procedures implemented are considered appropriate, accurate, and reliable for this style of mineralization, ensuring the integrity and quality of the assay data

ON BEHALF OF THE BOARD

Reagan Glazier, Chief Executive Officer and Director
Neotech Metals Corp.

About the Neotech Metals

Neotech Metals Corp. is a mineral exploration company dedicated to discovering and developing valuable mineral resources within promising jurisdictions around the world. With a strong commitment to environmental stewardship and sustainable practices, Neotech is positioned to make a positive impact while maximizing the potential of its exploration properties.

The company has a diversified portfolio of Rare-Earth Element and Rare Metals projects, including the Hecla-Kilmer, located 20 km from the Otter Rapids 180MW hydroelectric power generation station and active Ontario Northway railway, along with its TREO and Foothills projects located in British Columbia. All three projects are 100% wholly-owned.

Qualified Person

Technical Information for this news release has been prepared in accordance with the Canadian regulatory requirements set out in National Instrument 43-101. Jared Galenzoski VP Exploration, P.Geo., and Qualified Person, has reviewed and approved all of the data and statements made for this news release.

Contact Information

Reagan Glazier, CEO and Director

reagan@neotechmetals.com

+1 403-815-6663

**TREO (Total Rare-Earth Oxides) has been used to express the results in the press release. TREO is calculated by converting the elemental ppm to Rare-Earth Oxides using a conversion factor and is the summation of $CeO_2 + La_2O_3 + Pr_6O_{11} + Nd_2O_3 + Sm_2O_3 + Eu_2O_3 + Gd_2O_3 + Tb_4O_7 + Dy_2O_3 + Ho_2O_3 + Er_2O_3 + Tm_2O_3 + Yb_2O_3 + Lu_2O_3 + Y_2O_3$.*

***PMREO (Permanent Magnet Rare-Earth Oxides) has been used to express the results in the press release. TREO is calculated by converting the elemental ppm to Rare-Earth Oxides using a conversion factor and is the summation of $Pr_6O_{11} + Nd_2O_3 + Tb_4O_7 + Dy_2O_3$.*

Forward Looking Statements

Certain information contained herein constitutes "forward-looking information" under Canadian securities legislation. Generally, forward-looking information can be identified by the use of forward-looking terminology such as "will", "will be" or variations of such words and phrases or statements that certain actions, events or results "will" occur. Forward-looking statements are based on the opinions and estimates of management as of the date such statements are made and they are from those expressed or implied by such forward-looking statements or forward-looking information subject to known and unknown risks, uncertainties and other factors that may cause the actual results to be materially different, including receipt of all necessary regulatory approvals. Although management of the Company have attempted to identify important factors that could cause actual results to differ materially from those contained in forward-looking statements or forward-looking information, there may be other factors that cause results not to be as anticipated, estimated or intended. There can be no assurance that such statements will prove to be accurate, as actual results and future events could differ materially from those anticipated in such statements. Accordingly, readers should not place undue reliance on forward-looking statements and forward-looking information. The Company will not update any forward-looking statements or forward-looking information that are incorporated by reference herein, except as required by applicable securities laws.

The CSE has not reviewed, approved, or disapproved the contents of this press release.



To view the source version of this press release, please visit
<https://www.newsfilecorp.com/release/296801>